



General Guidelines

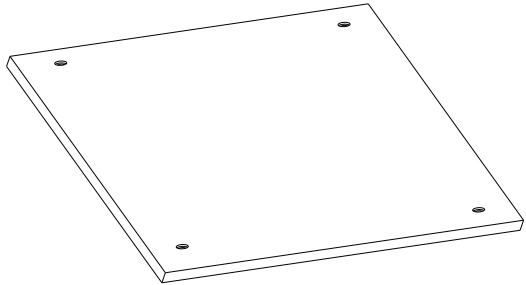



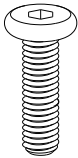


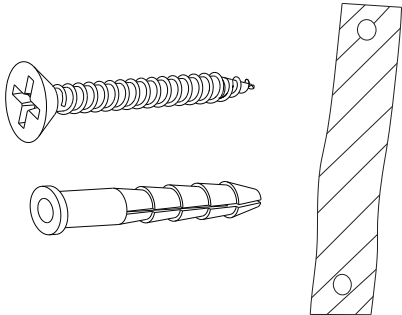
- Please read the following instruction carefully and use the product accordingly.
- Please keep this manual and hand it over when you transfer the product.
- This summary may not include every detail of all variations and considered steps. Please contact us when further information and help are needed.

Notes

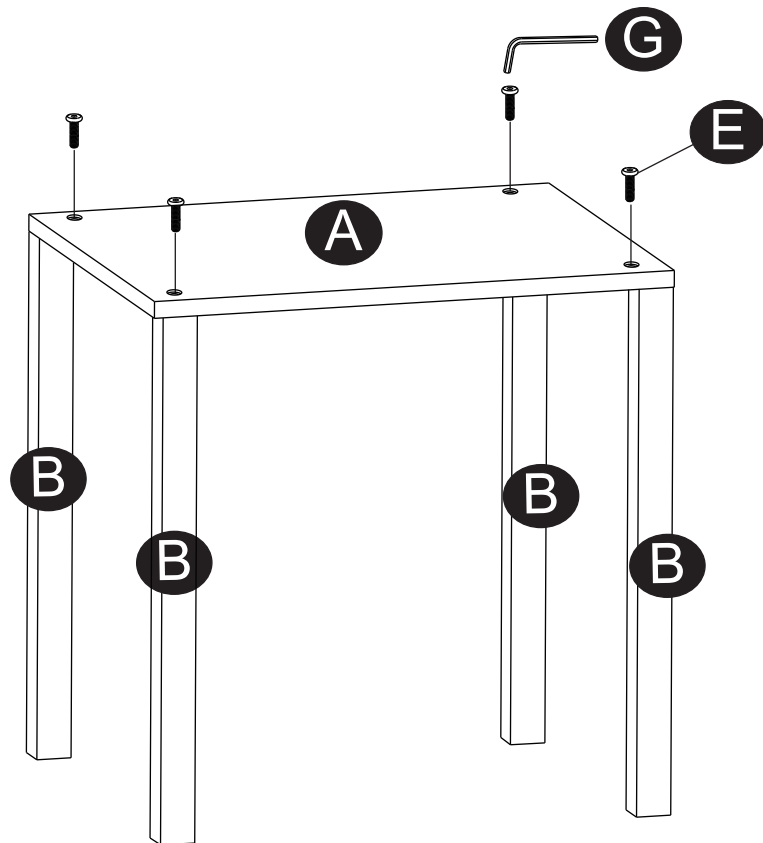
- The product is intended for indoor use only. The product must be assembled and used in accordance with the provisions of the manual. Personal injury and/or damage to product may occur if products are used outside of their intended purposes and/or if products have been changed/modified from their original design. The seller does not assume any responsibility or liability with respect to any injury/damage caused by incorrect assembly or improper use.
- Avoid long-term exposure to humid environments to prevent mildew.
- Keep the product away from fire sources and high temperatures. Do not expose the product to direct sunlight.
- Do not place any hot objects on the surface of the product.
- If there are any defective or missing parts after unpacking, please cease assembly immediately and contact us.
- Please assemble the item on a spacious surface and do not place the unwrapped product directly on the ground to avoid product damage.
- Please do not stand or sit on the wooden boards.
- Please wear gloves during the assembly and/or disassembly process to avoid scratches from any sharp edges.
- Please match the corresponding part and fitting based on the part number in the manual.
- If the part does not match with the fitting, please check the piece as specified in this manual.
- During assembly, first loosely align all screws with the corresponding pre-drilled holes and then tighten the screws one by one.
- Periodically inspect screw tightness while the product is in use. If necessary, retighten to ensure structural integrity.
- If you accidentally spill water or another liquid on the surface, immediately wipe clean with a dry towel.
- Please keep the product away from sharp, pointed objects and corrosive substances to prevent product damage.
- Please place this item on level, solid ground during use.


Warnings

- Children are not allowed to assemble the product. During assembly, keep all small parts out of the reach of children as they may be fatal if swallowed or inhaled.
- Children are forbidden to climb or play on the product to avoid serious bodily injury caused by the toppling.
- Keep plastic packing bags out of reach of children to avoid any potential danger, such as suffocation.
- The total maximum static load capacity of the product is 10 kg (22 lb). Do not place overweight items on it.

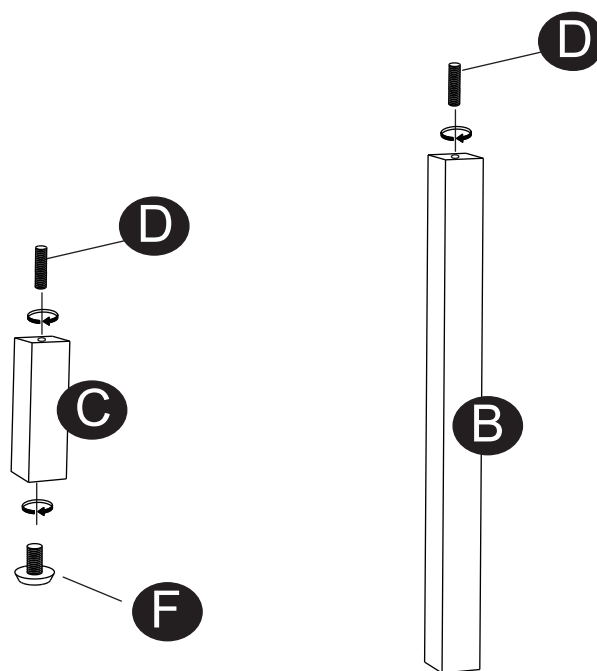
<p>A</p> <p>X6</p> 	<p>B</p> <p>X20</p> 
<p>C</p> <p>X8</p> 	<p>D</p> <p>20+2</p> 
<p>E</p> <p>8+1</p>  <p>M6x25</p>	<p>F</p> <p>x8</p> 
<p>G</p> <p>x1</p>  <p>M4</p>	<p>H</p> <p>x2</p> 

1




E  4 PCS


2



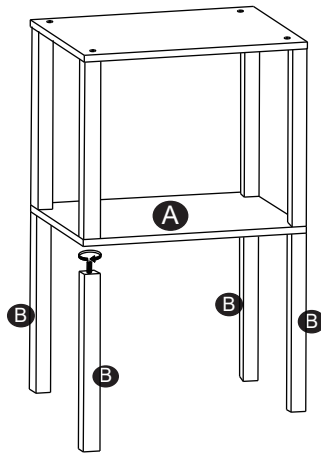
x4

x16

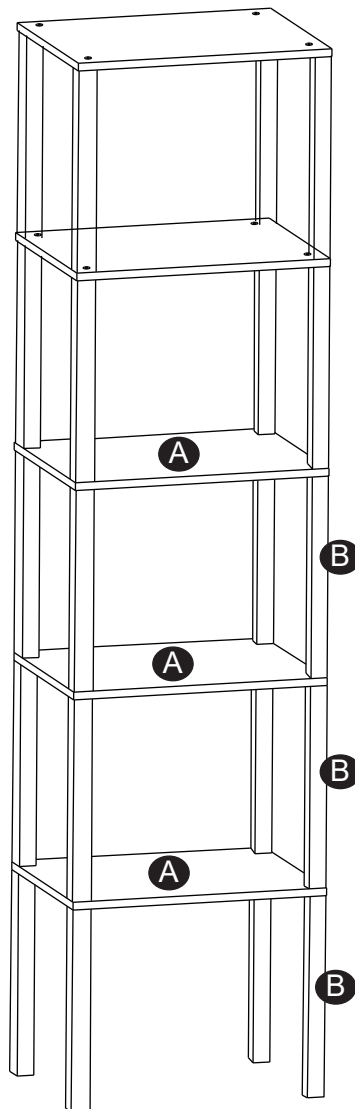
D  20PCS

F  4 PCS

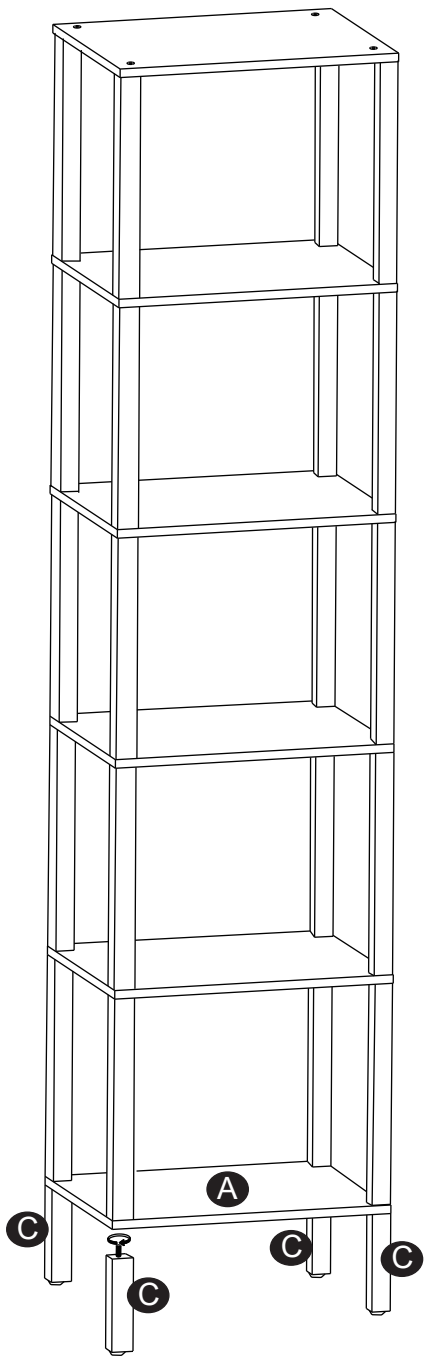
3



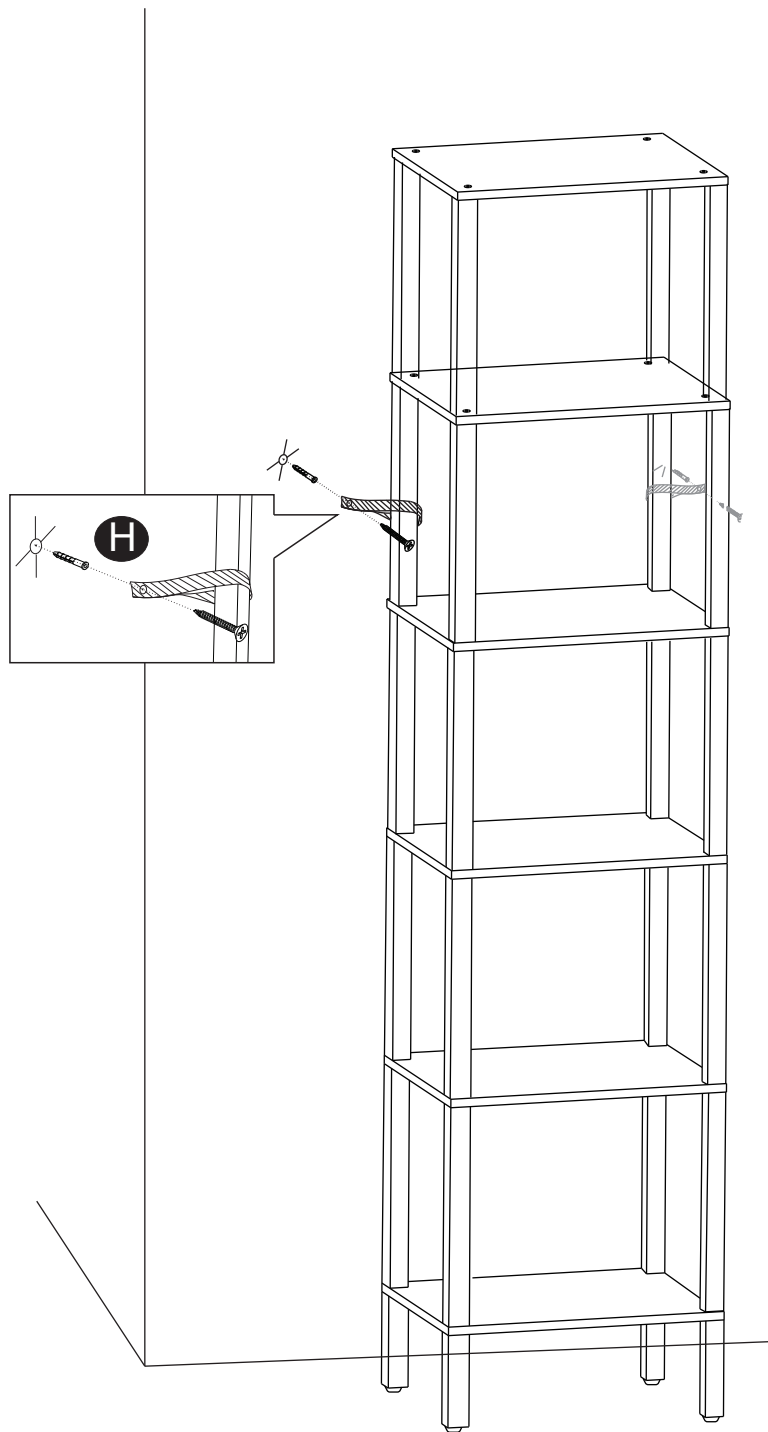
4



5



6



We provide you with 4 additional "C" and "E" parts, and you can choose whether to use them to get 1 bookshelf or 2 end tables.

